

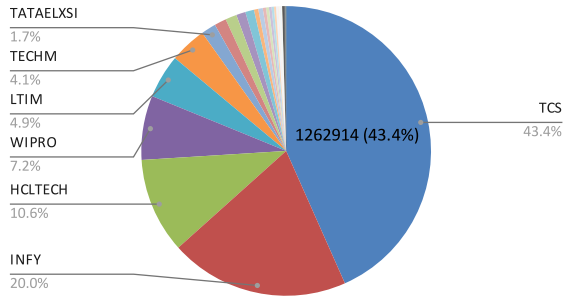
# Computers\_Software & Consulting

LEADERSHIP MARKETCAP CR

2830891  
83

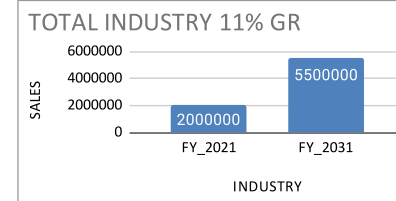
TOP MCAP  
9.4%

MARKETCAP TOTAL



Security Name	Market cap
TCS	1222566
INFY	564734
HCLTECH	300352
WIPRO	205245
LTIM	145695
TECHM	114493
TATAELXSI	47175
MPHASIS	36428
PERSISTENT	35874
COFORGE	29058
OTHERS	129270

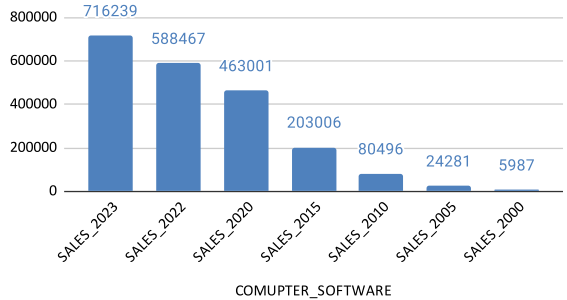
INDUSTRY	SALES
FY_2021	2000000
FY_2031	5500000
GROWTH	11%



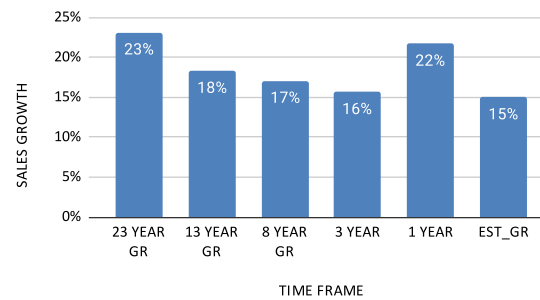
SALES CR

716239

SALES TOTAL

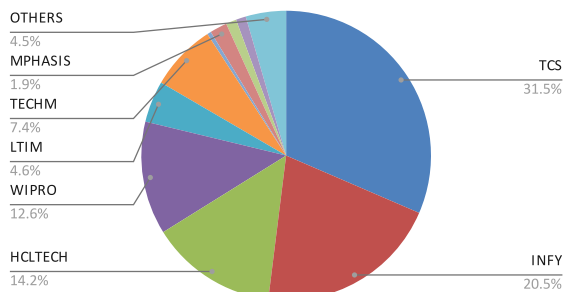


SALES GROWTH vs TIME FRAME



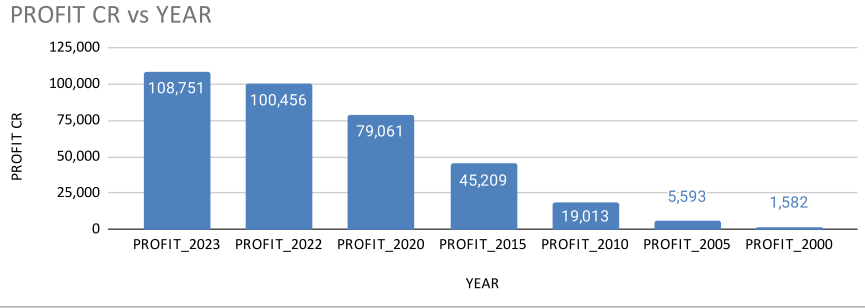
TIME FRAME	SALES GROWTH
23 YEAR GR	23%
13 YEAR GR	18%
8 YEAR GR	17%
3 YEAR	16%
1 YEAR	22%
EST_GR	15%

Sales 2023

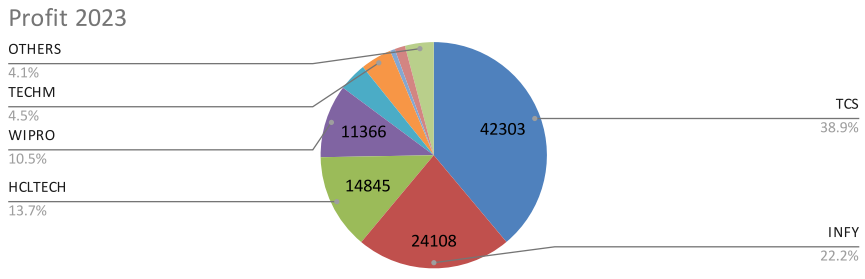


Security Name	Sales 2023	Growth 13 yrs	Growth 8 yrs	Growth 3 yrs	Growth CY	Sales 2010	GROWT X TIMES
TCS	225458	19%	15%	13%	18%	23044	10
INFY	146767	16%	15%	17%	21%	21140	7
HCLTECH	101456	40%	48%	13%	18%	1287	79
WIPRO	90488	11%	10%	14%	14%	23178	4
LTIM	33183		23%	45%	112%		
TECHM	53290	21%	14%	13%	19%	4484	12
TATAELXSI	3144	18%	18%	25%	27%	377	8
MPHASIS	13798	10%	21%	16%	15%	3770	4
PERSISTENT	8351	37%	50%	33%	46%	138	61
COFORGE	8015	24%	25%	24%	25%	494	16
OTHERS	32289					2584	12

**PROFIT CR**  
108751

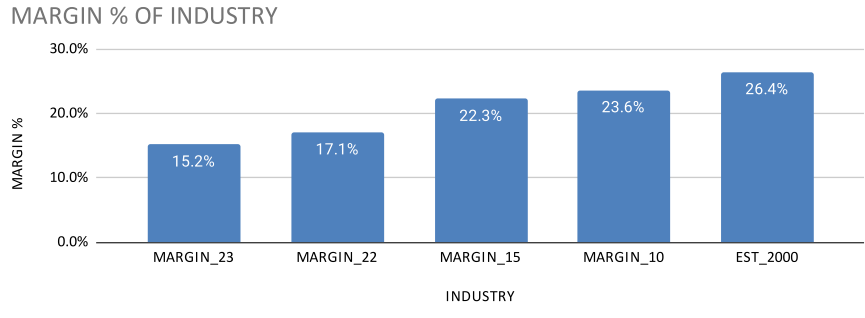


YEAR	PROFIT CR
PROFIT_2023	108,751
PROFIT_2022	100,456
PROFIT_2020	79,061
PROFIT_2015	45,209
PROFIT_2010	19,013
PROFIT_2005	5,593
PROFIT_2000	1,582

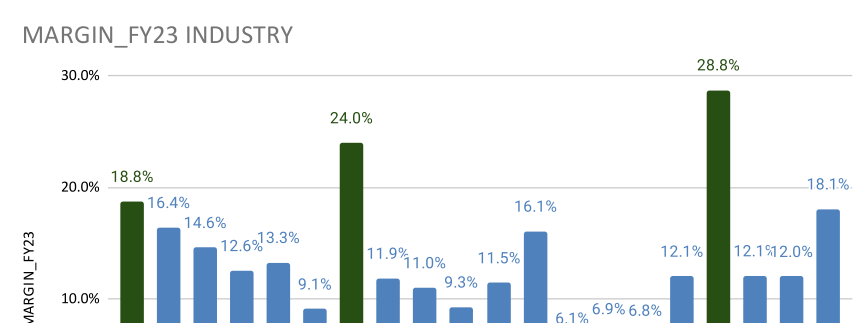


Security Name	Profit 2023
TCS	42303
INFY	24108
HCLTECH	14845
WIPRO	11366
LTIM	4410
TECHM	4857
TATAELXI	755
MPHASIS	1638
OTHERS	4,469

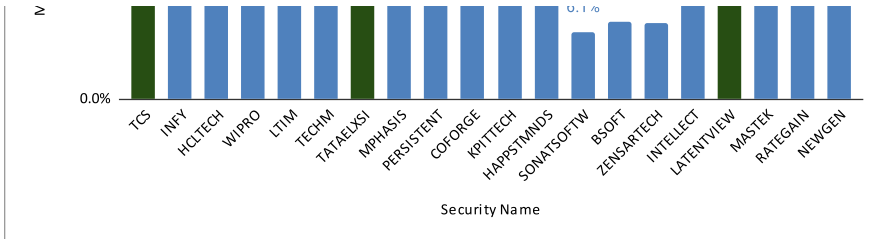
**LIQUIDITY**    **PROFIT MARGIN**  
15.20%



INDUSTRY	MARGIN %
MARGIN_23	15.2%
MARGIN_22	17.1%
MARGIN_15	22.3%
MARGIN_10	23.6%
EST_2000	26.4%

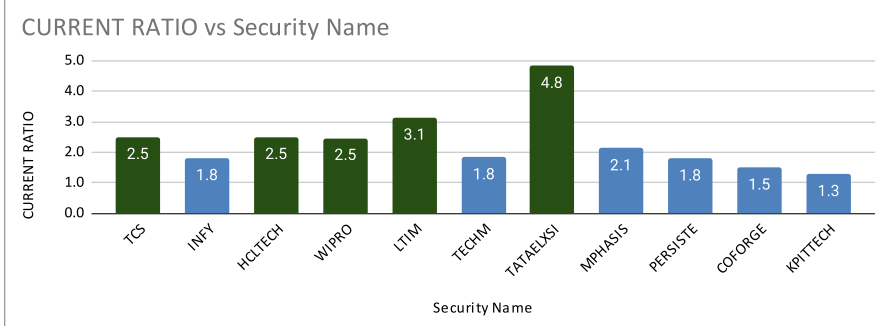


Security Name	MARGIN_FY23
TCS	18.8%
INFY	16.4%
HCLTECH	14.6%
WIPRO	12.6%
LTIM	13.3%
TECHM	9.1%
TATAELXI	24.0%
MPHASIS	11.9%
PERSISTENT	11.0%
COFORGE	9.3%
KPITTECH	11.5%



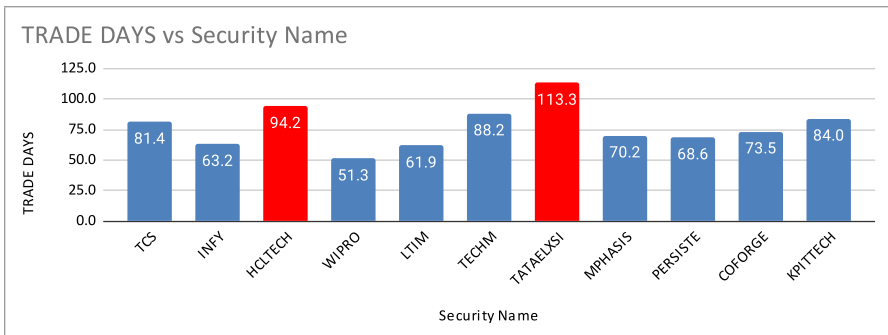
HAPPSTMNDS	16.1%
SONATSOFTW	6.1%
BSOFT	6.9%
ZENSARTECH	6.8%
INTELLECT	12.1%
LATENTVIEW	28.8%
MASTEK	12.1%
RATEGAIN	12.0%
NEWGEN	18.1%

**CURRENT RATIO**  
2.1



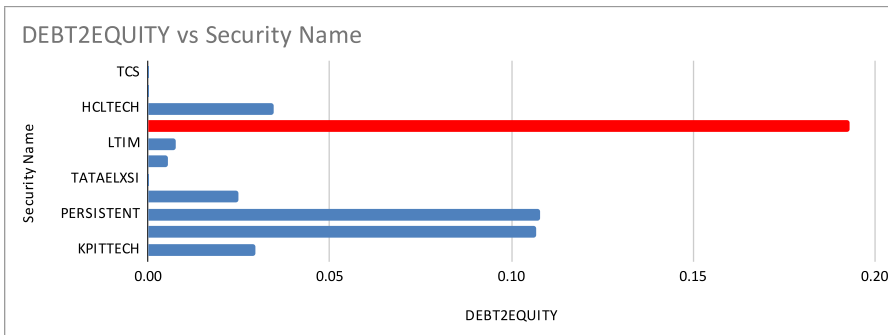
Security Name	CURRENT RATIO
TCS	2.5
INFY	1.8
HCLTECH	2.5
WIPRO	2.5
LTIM	3.1
TECHM	1.8
TATAELXSI	4.8
MPHASIS	2.1
PERSISTENT	1.8
COFORGE	1.5
KPITTECH	1.3

**TRADE DAYS**  
73.5



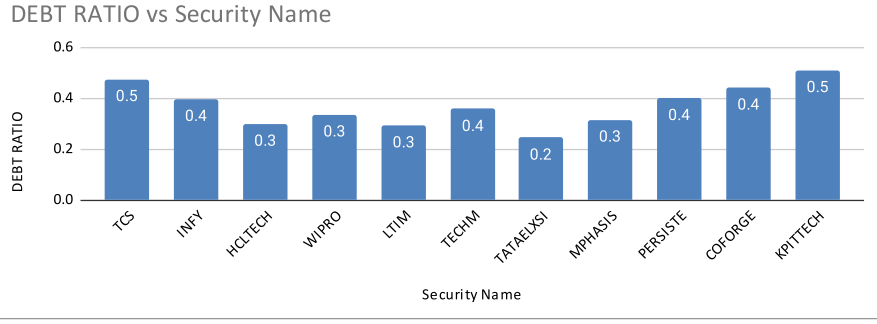
Security Name	TRADE DAYS
TCS	81.4
INFY	63.2
HCLTECH	94.2
WIPRO	51.3
LTIM	61.9
TECHM	88.2
TATAELXSI	113.3
MPHASIS	70.2
PERSISTENT	68.6
COFORGE	73.5
KPITTECH	84.0

**SOLVENCY** | **DEBT2EQUITY**  
0



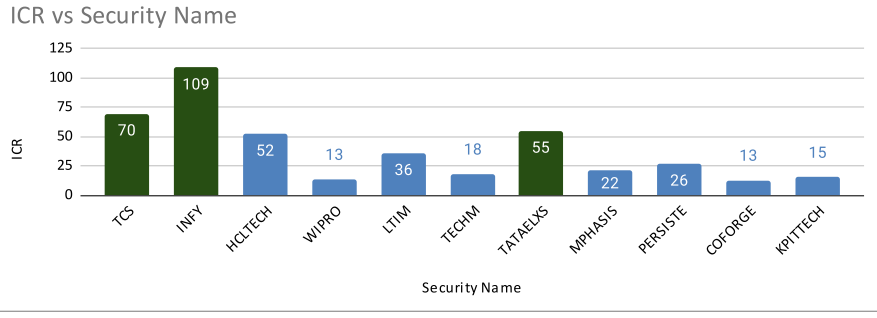
Security Name	DEBT2EQUITY
TCS	0.00
INFY	0.00
HCLTECH	0.03
WIPRO	0.19
LTIM	0.01
TECHM	0.01
TATAELXSI	0.00
MPHASIS	0.02
PERSISTENT	0.11
COFORGE	0.11
KPITTECH	0.03

**DEBT RATIO**  
0.4



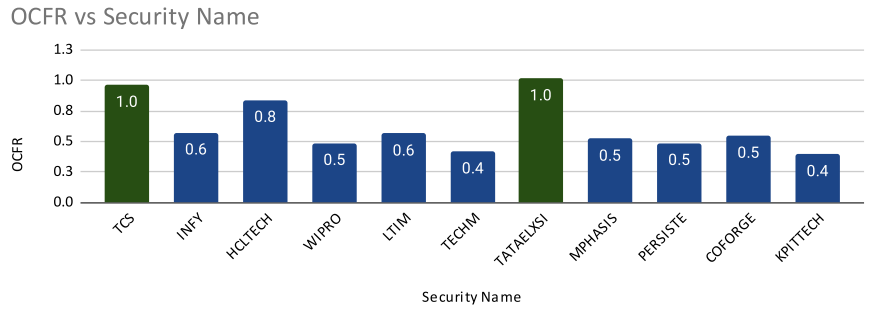
Security Name	DEBT RATIO
TCS	0.5
INFY	0.4
HCLTECH	0.3
WIPRO	0.3
LTIM	0.3
TECHM	0.4
TATAELXSI	0.2
MPHASIS	0.3
PERSISTENT	0.4
COFORGE	0.4
KPITTECH	0.5

**ICR**  
26



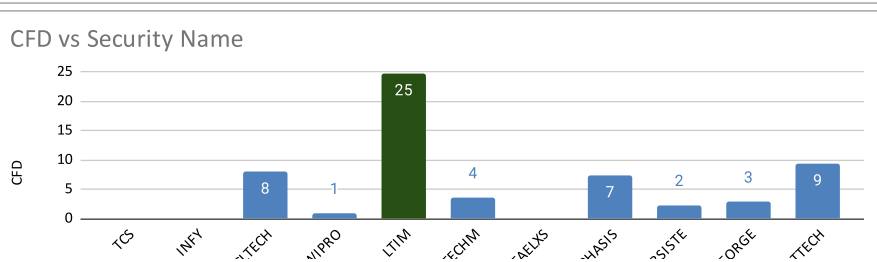
Security Name	ICR
TCS	70
INFY	109
HCLTECH	52
WIPRO	13
LTIM	36
TECHM	18
TATAELXSI	55
MPHASIS	22
PERSISTENT	26
COFORGE	13
KPITTECH	15

**CASHFLOW** **OCFR**  
54.60%




Security Name	OCFR
TCS	1.0
INFY	0.6
HCLTECH	0.8
WIPRO	0.5
LTIM	0.6
TECHM	0.4
TATAELXSI	1.0
MPHASIS	0.5
PERSISTENT	0.5
COFORGE	0.5
KPITTECH	0.4

**CFD**  
5.5

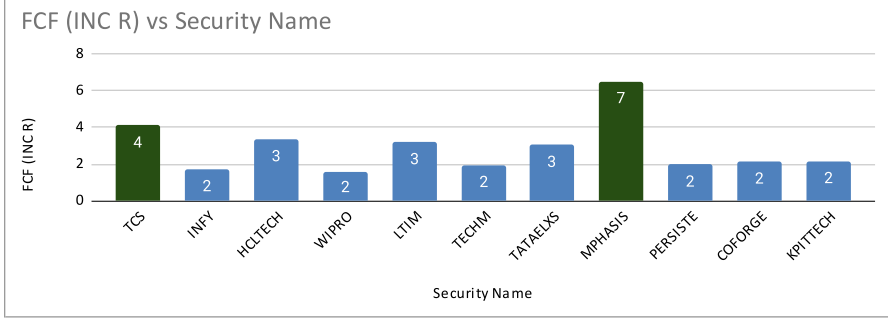


Security Name	CFD
TCS	0
INFY	0
HCLTECH	8
WIPRO	1
LTIM	25
TECHM	4
TATAELXSI	0
MPHASIS	7



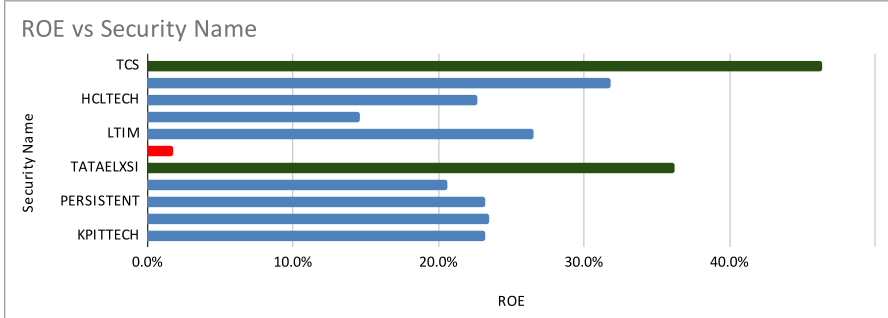
PERSISTENT	2
COFORGE	3
KPITTECH	9

FCF (INC R)  
2.2



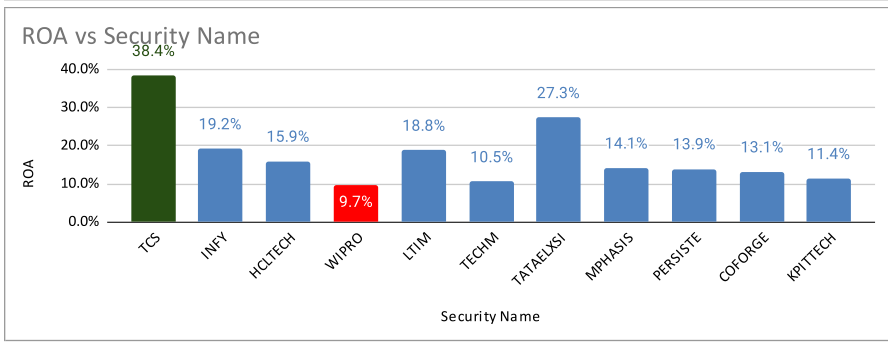
Security Name	FCF (INC R)
TCS	4
INFY	2
HCLTECH	3
WIPRO	2
LTIM	3
TECHM	2
TATAELXSI	3
MPHASIS	7
PERSISTENT	2
COFORGE	2
KPITTECH	2

PROFITABILITY ROE  
23.20%



Security Name	ROE
TCS	46.4%
INFY	31.8%
HCLTECH	22.7%
WIPRO	14.6%
LTIM	26.6%
TECHM	1.7%
TATAELXSI	36.2%
MPHASIS	20.6%
PERSISTENT	23.2%
COFORGE	23.5%
KPITTECH	23.2%

ROA  
14.10%



Security Name	ROA
TCS	38.4%
INFY	19.2%
HCLTECH	15.9%
WIPRO	9.7%
LTIM	18.8%
TECHM	10.5%
TATAELXSI	27.3%
MPHASIS	14.1%
PERSISTENT	13.9%
COFORGE	13.1%
KPITTECH	11.4%

LEADERSHIP	LIQUIDITY	SOLVENCY	CASHFLOW	PROFITABILITY
TCS	TCS	TCS	TCS	TCS
INFY	TATAELXSI	TATAELXSI	INFY	TATAELXSI
			TATAELXSI	INFY

Security Name	Q1_FY_24	Q1_FY_23	GROWTH
TCS	59381	52758	12.6%
INFY			
HCLTECH	26296	23464	12.1%
WIPRO	22831	21529	6.0%

TOTAL	108508	97751	11.0%
-------	--------	-------	-------